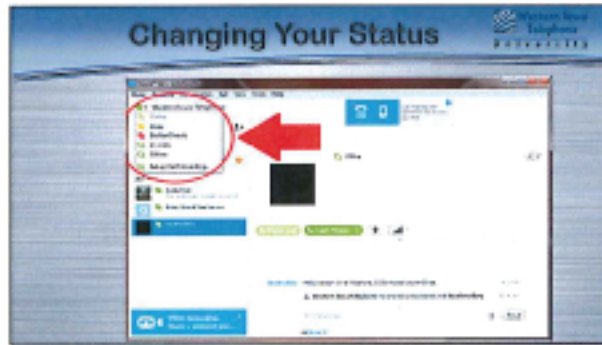
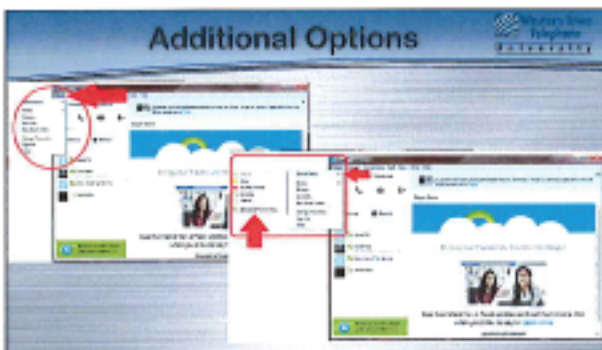


Slide 19



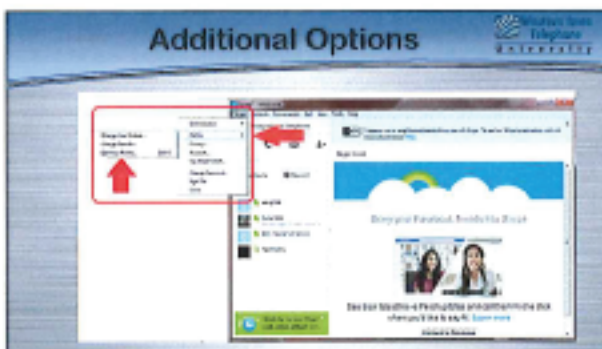
Next we will be going over all the status options for your profile. When you click the green symbol in the left hand corner by your name, a list will appear with the various options you can choose from. These options to choose from will be the same symbols and meaning for all your contacts. First one will be "Online" which means you are available to take you contacts video calls and receive notifications. "Away" will mean your friends can still video call you, however you may not answer, and you will receive notifications. "Do Not Disturb" means not to call you, you are busy and you will NOT receive any notifications. "Invisible" means that it will appear as though you are "offline" and unavailable to take any video calls. "Offline" means you are not going to be able to receive any incoming video calls or messages.

Slide 20



You will find some additional options at the very top under "Skype" menu. Here you can also change your profile status.

Slide 21



As well as, editing/personalizing your profile.